

AFFIDAVIT SUBMITTED BY

Jane McCollum

Chief Deputy Treasurer

NAVARRO COUNTY TREASURER

STATE OF TEXAS


COUNTY OF NAVARRO


Before me, the undersigned authority, on this day personally appeared the following named persons, and after being duly sworn, deposes and says: Honorable H. M. Davenport, Jr., County Judge, Honorable Jason Grant, Commissioner Pct. 1, Honorable Eddie Perry, Commissioner Pct. 2, Honorable Eddie Moore, Commissioner Pct. 3, and Honorable James Olsen, Commissioner Pct. 4.

I, Jane McCollum, Navarro County Chief Deputy Treasurer, on this 24th day of October, 2022 present to the Navarro County Commissioners Court the revised Monthly Financial Report for the month ending on September, 2022 for the court to review and approve. This report is in compliance with section 114.026 of the Local Government Code, so therefore we hereby execute this affidavit for publication.


With this signed affidavit, We the Commissioners Court, state that the requirements of Subsection (C) have been met with the examination of this report.


Signed and executed this 24th day of October, 2022.


H. M. Davenport Jr. - County Judge


Jason Grant - Commissioner Pct 1


Eddie Moore - Commissioner Pct 3


Eddie Perry - Commissioner Pct 2


James Olsen - Commissioner Pct 4

SWORN AND SUBSCRIBED TO BEFORE ME, this 24th day of October, 2022 by H. M. Davenport, Jr., Jason Grant, Eddie Perry, Eddie Moore, and James Olsen, in their official capacities as the members of the Navarro County Commissioners Court.

ATTEST





Sherry Dowd - Navarro County Clerk

**NAVARRO COUNTY, TEXAS
REPORT OF CASH AND INVESTMENTS
FOR THE MONTH OF SEPTEMBER, 2022**

FUND	BEGINNING BALANCE	RECEIPTS	BANK INTEREST	DISBURSEMENTS	ENDING BALANCE	TEX POOL BEGINNING BAL	TEX POOL DEP/WD	TEX POOL INTEREST	TEX POOL ENDING BAL	TOTAL
GENERAL	16,967,462.44	2,238,069.26	2,795.19	4,364,470.76	14,843,856.13	739,261.64	-	1,587.77	740,849.41	15,584,705.54
COMMUNITY SUPERVISION	136,967.02	185,218.71	41.08	103,883.33	218,343.48	98,524.01	-	211.62	98,735.63	317,079.11
JUVENILE PROBATION	92,026.43	-	13.95	23,578.21	68,462.17	8,077.43	-	17.31	8,094.74	76,556.91
FLOOD CONTROL	2,039,688.74	3,060.17	345.93	15,358.50	2,027,736.34	2,286.00	-	4.91	2,290.91	2,030,027.25
ROAD & BRIDGE - PCT 1	562,172.52	38,016.48	89.20	148,771.30	451,506.90	32,977.34	-	70.82	33,048.16	484,555.06
ROAD & BRIDGE - PCT 2	1,128,604.11	34,121.49	188.83	87,895.71	1,075,018.72	81,779.10	-	175.65	81,954.75	1,156,973.47
ROAD & BRIDGE - PCT 3	1,545,221.23	42,337.11	256.04	132,804.17	1,455,010.21	69,957.98	-	150.26	70,108.24	1,525,118.45
ROAD & BRIDGE - PCT 4	587,131.39	22,121.48	93.90	107,071.86	502,274.91	80,995.70	-	173.94	81,169.64	583,444.55
H.I.D.T.A.	19,275.69	1,660,500.57	3.27	1,660,500.57	19,278.96	-	-	-	-	19,278.96
H.I.D.T.A. SEIZURE	31,873.86	-	5.41	-	31,879.27	1,796.09	-	3.89	1,799.98	33,679.25
DEBT SERVICE	43,137.83	3,309.06	7.69	-	46,454.58	2,310.01	-	4.95	2,314.96	48,769.54
CAPITAL PROJECTS	3,565.15	-	0.61	-	3,565.76	10,946.00	-	23.55	10,969.55	14,535.31
SHERIFF STATE SEIZURE	87,957.91	-	14.94	-	87,972.85	54.05	-	-	54.05	88,026.90
DISTRICT ATTY FORF	137,751.91	-	23.64	365.05	137,410.50	119,005.39	-	255.59	119,260.98	256,671.48
HEALTH INSURANCE	358,319.96	321,572.28	67.68	304,628.82	375,331.10	12,672.62	-	27.20	12,699.82	388,030.92
ECONOMIC DEVELOPMENT	-	-	-	-	-	2,276.97	-	4.89	2,281.86	2,281.86
TRUST	1,961,465.93	72,263.64	345.80	30,461.20	2,003,614.17	277,782.27	-	596.65	278,378.92	2,281,993.09
LAKE TRUST	243.17	-	0.04	-	243.21	100,875.63	-	216.71	101,092.34	101,335.55
REVOLVING & CLEARING	2,161,437.97	-	-	-	2,161,437.97	808.70	-	1.70	810.40	2,162,248.37
PAYROLL FUND	16,327.89	977,155.58	33.06	977,155.58	16,360.95	-	-	-	-	16,360.95
DISBURSEMENT FUND	101,541.02	4,464,627.45	168.51	4,464,627.45	101,709.53	-	-	-	-	101,709.53
2014 GO BONDS	102,131.00	-	17.35	-	102,148.35	-	-	-	-	102,148.35
SPECIAL REVENUE	666,429.52	471,672.48	122.57	4,577.35	1,133,647.22	-	-	-	-	1,133,647.22
SHERIFF FED SEIZURE	356,550.95	-	56.43	150,873.70	205,733.68	-	-	-	-	205,733.68
ELECTION CONTRACT	200,874.21	-	34.12	-	200,908.33	-	-	-	-	200,908.33
A.R.P.A.	4,605,163.97	-	771.11	128,676.93	4,477,258.15	-	-	-	-	4,477,258.15
TOTAL	33,913,321.82	10,534,046.76	5,496.35	12,706,700.49	31,747,163.44	1,642,386.93	-	3,527.41	1,645,914.34	33,393,077.78

	CURRENT MONTH	YTD
INTEREST EARNED:	9,023.76	82,734.11


Prepared By: Jane McCollum / Chief Deputy Treasurer

10/9/2022
Date


Reviewed By: Terri Gillen / County Auditor

10/19/22
Date